

CHICKEN COOPS

Designed for Convenience and Safety



WELCOME -

We are honored to have you buy our coops for your backyard chickens! Our goal is to provide a safe environment for your chickens that is easy for you and your family to use. We take care to use high quality materials and to keep adding options for you, so that you can have the best there is!



We included this chicken icon with each coop to show how many chickens will fit comfortably, so that you can easily find a coop that fits your flock.

Features you will find on all of our coops



Paint or Stain



Entry Door with key



Chicken Entry Door with Ramp
- Our ramp can be folded up and secured to keep your chickens inside when needed.



Nesting Boxes



Roosting Bar (s)



Vent lids to prevent overheating



Window(s) with screen(s)



Shingles



Aluminum Drip Edge on Roof



5/8 LP Flooring



Pressure Treated Legs and Runners



L.P. Tech Shield Roof Sheathing



Quaker Coops

4' x 6' Quaker Coop

3' x 4' x 5' Outside Run

6 Nesting Boxes

LP Siding

Gap Gray Paint

White Trim

Charcoal Gray Shingle Roof



6' x 16' Quaker Combo

6' x 6' Coop Area

10' x 6' Run Area

4 Nesting Boxes

LP Siding

Buckskin Paint

Chestnut Trim

Brown Metal Roof



Quaker Coops

6' x 8' Quaker Tractor

4' x 4' Coop Area
3' x 4' x 5' Outside Run
4 Nesting Boxes
Clear Sealer
Dual Black Shingle Roof



6' x 8' Quaker Combo

4' x 6' Coop Area
4' x 6' Outside Run
4 Nesting Boxes
LP Siding
Clay Paint
Pequea Green Trim
Forest Green Shingle Roof
HYD Wheel Lift Kit



Quaker Coops

4' x 6' Quaker Coop

6 Nesting Boxes
Board & Batten Siding
Cedar Stain
Hunter Green Trim
Green Metal Roofa



4' x 6' Quaker Coop

6 Nesting Boxes
White LP Siding
White Trim
Black Metal Roofa



Quaker Coops

4' x 6' Quaker Coop

6 Nesting Boxes
Stoltzfus LP Siding
Tan Paint
Pequea Green Trim
Charcoal Gray Shingles



4' x 4' Quaker Coop

4 Nesting Boxes
Stoltzfus LP Siding
Tan Paint
Avocado Trim
Charcoal Gray Shingles



Dutch Coops

6' x 8' Dutch Combo

4' x 6' Coop Area
4' x 6' Run Area
4 Nesting Boxes
LP Siding
Gap Gray Paint
White Trim
Dual Black Shingle Roof



6' x 8' Dutch Combo

4' x 6' Coop Area
4' x 6' Run Area
4 Nesting Boxes
LP Siding
Gap Gray Paint
White Trim
Dual Black Shingle Roof
Shown with Optional
Tilt out Windows



A-Frame Coops

8' x 10' A-Frame Coop

4' x 8' Feed Room
8 Nesting Boxes
LP Siding
Red Paint
Navajo White Trim
Black Shingle Roof




4' x 6' A-Frame Combo

3' x 4' Coop Area
3' x 4' Outside Run
3 Nesting Boxes
Board & Batten Siding
Clear Sealer
Black Metal Roof



Options













Paint Colors

					
Black	Barn Red	Avocado	Dark Gray	Hunter Green	Pequea Green
					
Riehl Blue	GP BLue	Brown	GP Clay	Chestnut	Buckskin
					
Gap Gray	GP Tan	Stoltzfus Tan	GP Almond	GP Cream	White




Roof Colors

					
Aged Redwood	Charcoal Gray	Driftwood	Dual Black	Dual Brown	Dual Gray
					
Earthtone Cedar	Forest Green	Heatherwood	National Blue		Weatherwood

Metal Roof Colors

					
Clay	Ash Gray	Pewter Gray	Black	Charcoal Gray	Evergreen
					
Bright White	Brown	Barn Red	Scarlet Red	Burgundy	Forest Green

Stain Colors

		
Clear Sealer	Redwood	Mushroom

Options

Lift Kits

Make moving your chicken coop easy!



4 Wheels with Steering Handle



4 Wheels with Non-Steering Handle



4 Wheels with Steering Handle - Heavy Duty

Auto Door



SmartCoop Auto Door Features

- Timer - Open/Close
- Manual - Open/Close
 - Very easy to adjust open/close times
- LED control panel lets you choose timer or manual open/close
- Door is opened and closed with an actuator = no more strings getting tangled and torn
- Built in sensor so that if a chicken is in the doorway when it is closing, the door will stop and reopen. It will automatically attempt to close up to 2 times before staying in the open position.
- Smart Coop Auto Door's features control panel has internal memory to store settings in case of power loss.

Power Supply For Door

- 110V electric (adapter included w/36" cord)
- Solar kit (sold separately)
- 12 Volt battery (battery not included)
 - Cord for 12V battery sold separately
 - Power draw per day is 2.5 AHR ex: a 12V 10 amp hr battery will last approx. 4 Days

Power Supply For Wi-Fi


- 110 Volt electric (adapter included)
- Wi-Fi connections is wireless or hardwired

Door construction

- Heavy - duty poly/aluminum construction door is water resistant, will not rot or warp

Options

Cupolas & Weathervanes



Interior Options



CHICKEN COOPS

Designed for Convenience and Safety

